


NEWSPAPER UNIT



Student

b. Enrichment

Look at each picture. Read the list of verbs in the box and choose the best one for each picture. Write the correct verb under each picture.



Word Box	
write	drink
smell	read
sing	eat



1. _____



2. _____



3. _____



4. _____



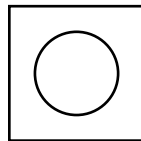
5. _____

On another piece of paper, draw your own pictures and create a Word Box. Ask someone to match the verb with the picture.

c. Enrichment

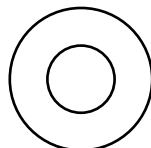
Look at each picture. Read the phrase in the box and write the matching phrase under the picture.

Ex:

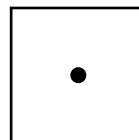


a circle on a square

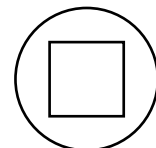
Phrase Box
a dot on a square
a square on a circle
a circle on a circle
a circle on a square



1. _____



2. _____



3. _____

Use construction paper to create various shapes. Glue them onto another piece of paper to make these pictures:

4. a red circle on a green square
5. a blue dot on a yellow circle
6. a yellow square on a green circle

Make up two of your own and write a phrase under each one.

- Day 4**
- a. Look at the first ten amendments of our United States Constitution known as the Bill of Rights in this lesson. These amendments were ratified, or made law, in 1791, over 200 years ago. Read this with your teacher. Look at the first amendment and copy the part of the amendment that you think would affect newspapers.
-
-

b. Enrichment

Look at this number problem: $2+3=5$. Here is a word problem to go with the numbers: Sally had 2 apples. Mom gave her 3 more apples. How many apples does Sally have now?

Write word problems for each of these number problems. Be sure to end it with a question.

1. $4 - 2 = 2$

2. $6 + 4 = 10$

3. $3 \times 3 = 9$

On another piece of paper write three word problems and ask someone to solve them.

Amendments to the Constitution

The first ten amendments were ratified Dec. 15, 1791, and form what is known as the Bill of Rights.

Amendment 1

Congress shall make no law respecting an establishment of religion, or prohibiting the free exercise thereof; or abridging the freedom of speech, or of the press, or the right of the people peaceably to assemble, and to petition the Government for a redress of grievances.

Amendment 2

A well regulated Militia, being necessary to the security of a free State, the right of the people to keep and bear Arms, shall not be infringed.

Amendment 3

No Soldier shall, in time of peace be quartered in any house, without the consent of the Owner, nor in time of war, but in a manner to be prescribed by law.

Amendment 4

The right of the people to be secure in their persons, houses, papers, and effects, against unreasonable searches and seizures, shall not be violated, and no Warrants shall issue, but upon probable cause, supported by Oath or affirmation, and particularly describing the place to be searched, and the persons or things to be seized.

Amendment 5

No person shall be held to answer for a capital, or otherwise infamous crime, unless on a presentment or indictment of a Grand Jury, except in cases arising in the land or naval forces, or in the Militia, when in actual service in time of War or public danger; nor shall any person be subject for the same offense to be twice put in jeopardy of life or limb; nor shall be compelled in any criminal case to be a witness against himself, nor be deprived of life, liberty, or property, without due process of law; nor shall private property be taken for public use, without just compensation.

Amendment 6

In all criminal prosecutions, the accused shall enjoy the right to a speedy and public trial, by an impartial jury of the State and district wherein the crime shall have been committed, which district shall have been previously ascertained by law, and to be informed of the nature and cause of the accusation; to be confronted with the witnesses against him; to have compulsory process for obtaining witnesses in his favor, and to have the Assistance of Counsel for his defense.

Amendment 7

In suits at common law, where the value in controversy shall exceed twenty dollars, the right of trial by jury shall be preserved, and no fact tried by a jury, shall be otherwise reexamined in any Court of the United States, than according to the rules of the common law.

Amendment 8

Excessive bail shall not be required, nor excessive fines imposed, nor cruel and unusual punishments inflicted.

Amendment 9

The enumeration in the Constitution, of certain rights, shall not be construed to deny or disparage others retained by the people.

Amendment 10

The powers not delegated to the United States by the Constitution, nor prohibited by it to the States, are reserved to the States respectively, or to the people.

- c. Look through the information gathered from Days 1-3, and make a list of at least five words that were new to you. Use the dictionary to find these words and write a definition of each. Find the abbreviations listed after the word telling the part of speech.

Ex: n. means noun.

List the part of speech for each word defined. OR Use the following suggested words taken from the First Amendment: prohibiting, abridging, petition, redress, grievances.

- Day 5** a. Match the vocabulary words to the correct definition.

- | | |
|----------------|---|
| 1) prohibiting | a request to the court for action |
| 2) abridging | to set right by making reparations |
| 3) petition | lessening |
| 4) redress | a wrong regarded as a cause for complaint |
| 5) grievances | forbidding |

- b. Using the information you gathered this week, talk about the effect the First Amendment has on those who publish newspapers. Also discuss what guidelines you think a newspaper should go by if they are free to publish anything.

Make a list of three to five guideline ideas from your discussion. Number your paper and write your idea in a few words. You do not need to write complete sentences.

Ex: 1. the protection of the public

Day 1 a. Look up these three words in the dictionary and write the definition in your own words.

1) reporter _____

2) editor _____

3) publisher _____

b. Look up each of the following people in a reference book or online and read it with your teacher. Remember to look up their last name. Your teacher will give you any help needed. Ernie Pyle, Edward Bok, Frederick Douglass, William Randolph Hearst

c. Tell what job (reporter, editor, or publisher) each of these people had.

1) Ernie Pyle _____

2) Edward Bok _____

3) Frederick Douglass _____

4) William Randolph Hearst _____

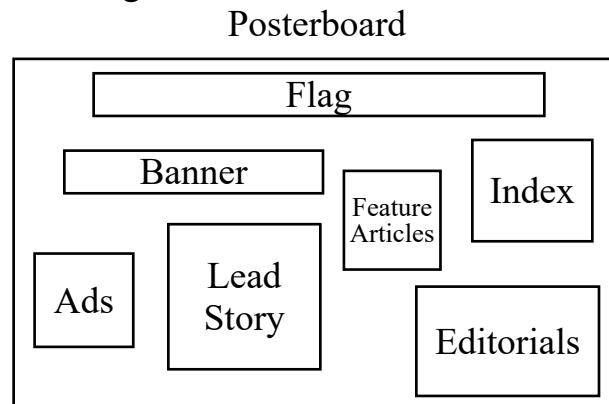
d. Do you think they were good at their jobs?

e. Do you know anyone else who does one of these jobs?

- Day 2**
- Today we will begin a project that is based on the printed newspaper model or you may make a copy of the sample newspaper on pages 185 and 186. For the next few days you will be clipping portions from a newspaper, gluing them onto a posterboard, and labeling them.
 - Look at the copy of our make-believe newspaper in Lesson 23. It has many features of a real newspaper. Find the name of the paper in large letters at the top of the page. This is called the **flag**.

What does the flag say? _____

If possible, look at a real newspaper and find the flag. If not, cut out the flag of the sample newspaper and glue it on the posterboard as illustrated below, and label it "Flag."



- Common names of newspapers often include words like *herald*, *gazette*, and *tribune*. Look up these three words in your dictionary and tell your teacher, in your own words, why you think these words are included in newspaper names.

1) herald _____

2) gazette _____

3) tribune _____

- Are any of these words used in the titles of your newspapers?

- e. In a title of a newspaper, like a title of a book or movie, capitalize the first word and every other important word in the title. Titles of newspapers are underlined if handwritten and italicized if computer generated. Write the name of your local newspaper. _____
- f. Look on the first page of the *Happy Town Herald* and find the list of where to find things in the newspaper. This is called the **index**. Look at your real newspaper and find the index.
- g. Can you find the comics using the index? _____
- h. Use the index to find the weather report.
- i. Cut out the index from the real newspaper or from the *Happy Town Herald* and glue it on the posterboard as illustrated. Label it *Index*. (See diagram **2b**).
- j. What sorts of things can you expect to find in the newspaper?
Ex: - things for sale
- sports scores
- _____
- _____
- _____

- k. Using your list discuss with your teacher why newspapers are published.

- Day 3** a. What kind of articles do you think would appear on the front page of the newspaper?
- _____
- _____
- _____

- b. One of the things that tells you which story is the most important is the very large words above it called the **banner**. A banner is the group of words that go across the page telling about the story. Find the banner on the *Happy Town Herald*. What does it say?
- _____
- _____

- c. The front page has the **lead story**. It is the story that the editor thinks is the most important news of the day. The banner is over the lead story. Find the lead story on the front of the *Happy Town Herald*. Read the article. What is it about?
-
-

- d. If using a real newspaper, find the banner and lead story. If looking online, what is the lead story? Discuss your choice with your teacher.
-

Do you think it is the most important news of the day?

- e. Do you think the size of the letters in the banner means anything?
-

- f. Do you think the editor would use bigger letters for news he thought was very important?
-

- g. Can you think of an event in which the editor would choose very large banner letters?
-

- h. Ask your teacher if she can think of any events that had very large banner letters.

- i. Cut out the banner from the real newspaper or from the *Happy Town Herald*. Glue it on the posterboard as illustrated and label it “Banner.”
-

- Day 4** a. One of the reasons for publishing a newspaper is to tell people the news and provide them with information on what is happening. The first paragraph of a story usually has very important information in it. It will usually answer the following questions:

Who? What? When? Where?

Look at the lead story in the *Happy Town Herald*. Using the first paragraph, answer these questions about the lead story. In this particular article, the answer to “where” is in the second paragraph.

Who? _____

What? _____

When? _____

Where? _____

- b. The other paragraphs in the story usually tell why something happened and how it happened. These paragraphs usually have details about the event. Read the other paragraph in the lead story to answer these questions: Why? How?

- c. Find the lead story in the real newspaper you looked at yesterday. Using the lead or first paragraph, answer these questions:

Who? _____

What? _____

When? _____

Where? _____

- d. Using the later paragraphs of each story, answer these questions:

Why? _____

How? _____

- e. Cut out one of the lead stories and glue it on the posterboard as illustrated. Label it "Lead Story." (See diagram in **2b.**)

- Day 5** a. Choose an event that happened recently. It can be something that happened at home; it does not have to be a "news" story. Using complete sentences, answer the following questions:

Who? _____

What? _____

When? _____

Where? _____

Write your answers in paragraph form remembering to indent the first line. Read this to your teacher and ask her to edit for spelling and punctuation. Make any needed changes.

- b. Discuss the answers to the questions why and how regarding the event. Think of three or four sentences that answer these questions and write them down. Indent the paragraph. Read the paragraph to your teacher and ask her to edit again. Make any needed changes.

- c. A **headline** is the group of words in larger letters over a story in a newspaper. Look up the word *headline* in the dictionary and discuss its meaning with your teacher.

headline _____

- d. On a lead story the banner is the headline. On all other stories, the headline is right above the story. Find an online news site and discuss the headlines with your teacher.
- e. Find a story and its headline in the *Happy Town Herald*.
- f. Headlines are not really titles; they tell what the story is about. They also try to catch your attention so that you will read the whole story. Think of a headline for the story you wrote. Write it above your story in letters that are larger than those used in the story. Find several stories and their headlines in your real newspaper.

- g. Enrichment

How are a newspaper and a magazine alike? _____

How are a newspaper and a magazine different? _____

- h. Enrichment

Unscramble these letters to make names of famous newspaper people, found in **Day 1c**. There are no capital letters in the scrambled letters. Use the capital letters correctly when you unscramble the names.

1. reefrcdik oldgsuas

3. waerdd okb

2. nieer lpye

4. iilwlam rehast

- Day 1** a. Look up the word *fact* in the dictionary and write a definition using your own words.

- b. Which article(s) in the *Happy Town Herald* is made up mostly of facts?

- c. Look in a real newspaper or an online news site and find an article that has mainly facts in it. These stories are usually the first articles.

Think back to what you discussed about what a reporter does.
Should a reporter be writing the facts about what he sees?

- d. An important difference to notice in things we read or hear is to decide whether they are facts or opinions. Look up the word *opinion* in the dictionary and write the definition using your own words.

- e. Which article(s) in the *Happy Town Herald* is made up mostly of opinions?

- f. If possible, look in a real newspaper and find an article that has mostly opinions in it. These articles are usually found in later sections of the paper.

- g. What job at a newspaper do you think would include writing opinions about things that happen?

- h. Now that you have learned what facts and opinions are, how are they different?

Happy Town Herald

FINAL

10 PAGES \$1.00

Happy Town, Homeland

Thursday, May 9, 2013

What's New?

Sports:

Happy Town Bowlers
Take Ten! p. 4

Weather:

Sunny Skies Today p. 10

Health:

Happy Town Residents
Walk p. 2

Index

Classified: p. 9
Letters to the Editor: p. 2
Movies: p. 8
Recipes: p. 7
World News: p. 3

Editorial

by Ann Sunshine

Town Divided On Trees


The debate continues all around Happy Town over what type of trees to plant on our new street, Sunny Lane. While there is still time, I would like to make a case for planting walnut trees.

Walnuts trees are neat and clean, have strong, sturdy trunks and limbs, and produce very tasty nuts. Even though most of our trees in town do produce fruit, and this fruit is also tasty, I think it is time for a change. We must not be afraid to try something new.

Survey: Make your opinion known! Drop by the Happy Town Herald office and vote for pear or walnut trees for Sunny Lane. Results of our poll will be presented at the next meeting.

Bank Ground-Breaking Ceremony Today

Happy Town - The community of Happy Town welcomes Safe and Sound Bank with a ground breaking ceremony Tuesday, May 7, at 2 p.m.. The



This is the model replica of the bank as it will appear at its completion in 2014.

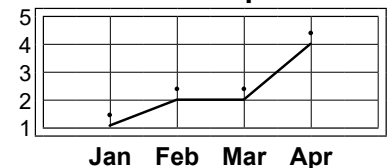
mayor and town council will be on hand to greet bank president Sam T. Safe as construction on our newest business begins. All residents are welcome to come and witness the dedication of the cornerstone to our town founder, Albie Happy.

Located on the corner of Grape and Apple Roads, President Safe estimates the bank will employ about 20 Happy Town residents as well as serve all of Happy Town with friendly, reliable banking. The construction company of We Build Smiles, Inc. is in charge of the building, and officials at the company expect to complete construction toward the middle of 2014. We Build Smiles, Inc. is also looking for workers to assist in the project. Overall, Safe and Sound Bank is sure to benefit Happy Town in many ways.

Happy Town Still Growing

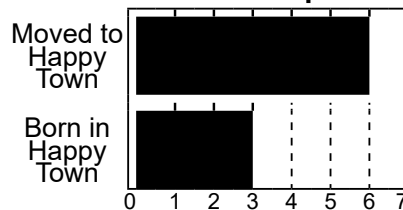
The figures are in for the first four months of the year, and Happy Town's population is still on the rise.

Line Graph



As the line graph shows, growth was the greatest in April.

Bar Graph



The bar graph shows that one third of the new residents were born here in Happy Town this year.

A total of nine new residents are now living in Happy Town.


LOCAL NEWS

Many Walk For Fun, Exercise

Downtown - On almost any evening in Happy Town, you can see couples, families, and friends out for an evening walk. With mild weather and longer daylight, the streets seem to be teeming with walkers.

“It is a lovely time of year to be outside,” said Mrs. Smiley when asked why she was walking.


Mr. Smiley added, “Great exercise, too!” This new trend seems not to be limited by age. The Friendly Family children passed by on bicycles, with mom and dad setting the pace on foot. “We have fun going with mom and dad,” said Sally Friendly, age 8.



Dr. Bob Healthy of Happy Town Memorial thought it was a wonderful sight to see. He commented that walking is an excellent choice for health and enjoyment.

Walkathon To Benefit Happy Town Zoo

Happy Town Zoo - Zoo owners hope that a new home can be provided for Sally the Chimp who arrived at Happy Town Zoo yesterday. More room is needed for Sally, so local



zoo supporters are participating in a walkathon Saturday to raise money for a chimp home to be built in the zoo. Walkers are gathering pledges of \$1.00 per lap, (laps will be walked around the zoo), with the walkers beginning at 9 a.m. Bring your sneakers to walk, or money to sponsor someone, to the zoo on Saturday and help us build a home for Sally!

LETTERS TO THE EDITOR



If you have any questions or comments that you would like to address to the editor feel free to come by the office or write to:

Letters To The Editor
 Happy Town Herald
 123 Sunshine Place
 Happy Town, Homeland
 98765-4321

Dear Editor:

I am the owner of “Henry’s Apple Orchard” and I would like to see more apple recipes in the Recipe Section of you paper. While various other fruits are good for baking and other treats, I feel that apples are being left out. I am sure people who buy my apples would love to try some new dishes also!

Bushels of thanks,
 Henry

Editor’s Note:
 Sorry, Henry - It was purely an oversight on our part that apple recipes were not often included in the Recipe Section. Please accept our apology, and look forward to many tasty apple recipes very soon!

Dear Editor:

We would like to say that the improvements made to Happy Town’s Park and Camping Grounds are wonderful. Our family had been looking for a campsite nearby where we could spend our weekends. At the suggestion of a friend we camped there last weekend. After seeing the facilities and recreational areas we all agreed that our tax dollars had been well spent. Our two children particularly enjoyed the new swimming area and my husband and I were thrilled by the beauty and splendor of the new nature trail. Thanks to our Town Council for money well spent and a job well done!

Sincerely,
 The Camper Family

- i. Think of two events that have happened around your house. Write a fact and an opinion about each event.
-
-
-
-

Day 2 a. There is a section of the newspaper called the editorials. These are opinions, or thoughts, written by the editor. Find the editorial, or thoughts of the editor, in the *Happy Town Herald*. What subject is the editor talking about, and what does she think about it?

- b. If using a real newspaper, find the editorials. Choose an editorial and read it with your teacher. What subject is the editor writing about? What does he think about the subject?
-
-

Cut out this editorial or the one found in the *Happy Town Herald* and glue it on the posterboard as illustrated. Label it “Editorial.” (See diagram in Lesson 22, **2b**.)

- c. Do you think people should believe only what the editor says?
-

Do you think people always agree with the editor?

Day 3 a. Near the editorials in a printed newspaper is a section where there are letters printed that have been sent to the editor. These letters tell what people think about different issues. Find the section in the *Happy Town Herald* that has letters to the editor. Read them with any needed help from your teacher.

- b. If you are using a real newspaper, find the section that has letters to the editor. If you are using an online source, you will find comments from readers following the article. Read them. Do you see any that you agree with? Do you see any that you disagree with?

- c. Since the editor shared his opinion in the editorials, how do people let the editor know what they think of his opinion?

- d. Look in the editorial section and find the policy of the paper for “Letters to the Editor.” What do they want you to do if you want to write a letter? Are these good guidelines?

- e. Think of a subject that you have strong feelings about such as a book, a movie, or your favorite sport. Make up a pretend letter to the editor of the *Happy Town Herald* and tell the editor why you feel so strongly. (Refer to the *Preparation for Research*, Lesson 5, if you need to review how to write a letter.)

- Day 4** a. Look up the word *advertise* in the dictionary and write a definition using your own words.

- b. Look through a printed newspaper or magazine and write a list of different kinds of advertisements. Look through magazines or watch a television commercial to add to your list. Are items the only thing advertised?

- c. After looking at many types of advertisements, what do you think is the purpose, or goal, of the advertisers?
-
-

- d. Look through a printed newspaper or magazine and cut out two advertisements. What kind of statements do you think are used in advertisements — facts or opinions or both?
-

Using an orange highlighter, mark the parts of the advertisement which are facts. Using a green highlighter, mark the parts of the advertisement which are opinions.

Choose one of your advertisements to glue on the posterboard as illustrated, and label it “Ads.” (See diagram in Lesson 22, **2b**.)

- e. Enrichment

Find four advertisements in your paper that seem funny or interesting to you. Cut them out and glue them on a piece of paper. Discuss them with your teacher.

- Day 5**
- a. With your teacher, discuss what you think about advertisements.
- b. How can we make sure that what the advertiser is saying is true? Come up with several ways you might check to see if an advertisement is telling the whole story.
-
-

- c. Look at the ads on the following pages. What do you think is fact and what is opinion?
- d. Look for more advertisements and see if you can find any ads that may not give enough information about the item advertised to make a good decision.
- e. Think of something you like or enjoy doing. Make up an advertisement for that thing, place, or activity. Make it neat and attractive, including all the information you think is important. Show it to several people and see if they like and understand what you are advertising. Did they have any unanswered questions?

FRAN'S FANCY FANS



- *Perfect for decorating!*
- *Made in 50 colors!*
- *Strong - Lasts a lifetime!*
- *What everyone needs for their home!*



Call Today!

351-5891



Or Come By!

**100 Fancy Street,
Fancytown**

What is fact and what is opinion? Record your answers in the boxes below.

Fact	Opinion

Do you think you are given enough information to make a good decision?

Come To...
Beautiful Lake Happy!
Where everyone is happy!

✓ Swimming Fun
✓ Play in the Sand
✓ Get a Great Tan
✓ Perfect for the Whole Family!

\$5.00 per person
**Today Only*



*Prices may change without warning.

What is fact and what is opinion? Record your answers in the boxes below.

Fact	Opinion

Do you think you are given enough information to make a good decision?

- Day 1** a. Another purpose for reading the newspaper is to enjoy stories and to read articles about things that interest you. These are called **feature articles** and are usually not written on the front page. Look at the article in the *Happy Town Herald* about walking. How is it different from the story about the new bank?

- b. If possible, look in a printed newspaper and find at least two stories that are about things people might be interested in, such as books, nature, gardening, health, cooking, etc.

Cut out one of the articles, or the feature article in the *Happy Town Herald*, and glue it on the posterboard as illustrated. Label it “Feature Article.” (See diagram in Lesson 22, **2b**.)

Do you think all the people writing these stories are reporters? Look at the end of the article and see if anything is told about the person who wrote it.

- c. Choose something that interests you. Think about what you want to tell another person about your interest. Write at least two paragraphs that would help others understand this interest. Indent each paragraph.

- Days 2 – 5** a. We have looked at many different aspects of a newspaper, and you have practiced writing many different types of information. For the rest of this week, work on creating your own newsletter or short newspaper.

Suggestions:

- 1) You could create a newsletter about your family.
 - Include what’s going on with each family member.
 - Include pictures.
 - Tell about what’s happening in various clubs and sports events.
 - Tell about upcoming events.

- 2) Look at your real newspapers and the *Happy Town Herald* to decide how you want your newspaper to look. (Don’t forget a flag, an index, news/ articles, headlines, editorials, and feature articles.) You may want to do what is called “cut and paste” to give it the look of having information in boxes. Write the information down, cut it out, and then paste it where you want it on your newspaper. You can draw boxes or lines around the different sections. After you finish your “cut and paste,” photocopy your newspaper to hand out to family and friends.


b. Enrichment

Use these clues to fill in the crossword puzzle.


Newspaper Crossword Puzzle

1. writer of articles expressing an opinion
2. an official publication
3. one who reports news
4. a messenger
5. a Roman official chosen to protect people
6. one who publishes the newspaper

Clue Box	
publisher	tribune
herald	editor
gazette	reporter



I C.A.N. Assessment Newspaper Unit



After the *Newspaper Unit* is completed check off each I C.A.N. objective with your teacher.

C I can **complete** my work.
I can be **creative**.

A I can be **accurate**.
I can do my work with a good **attitude**.

N I can do my work **neatly**.